



Lucky Litter's Guide to Reverse Litter





**“Hi, I’m Lucky Litter.
I want to teach you about
cleaning the environment.”**




“First, what is litter?”









**“These animals find
litter all the time. What
can we do to keep litter
away from wildlife?”**




A. _____



**“We can pick up litter
that we see to keep it from
getting in our lakes,
rivers and ponds.”**






**“Litter is at
our schools.”**

**“How many
pieces of litter
do you see?”**

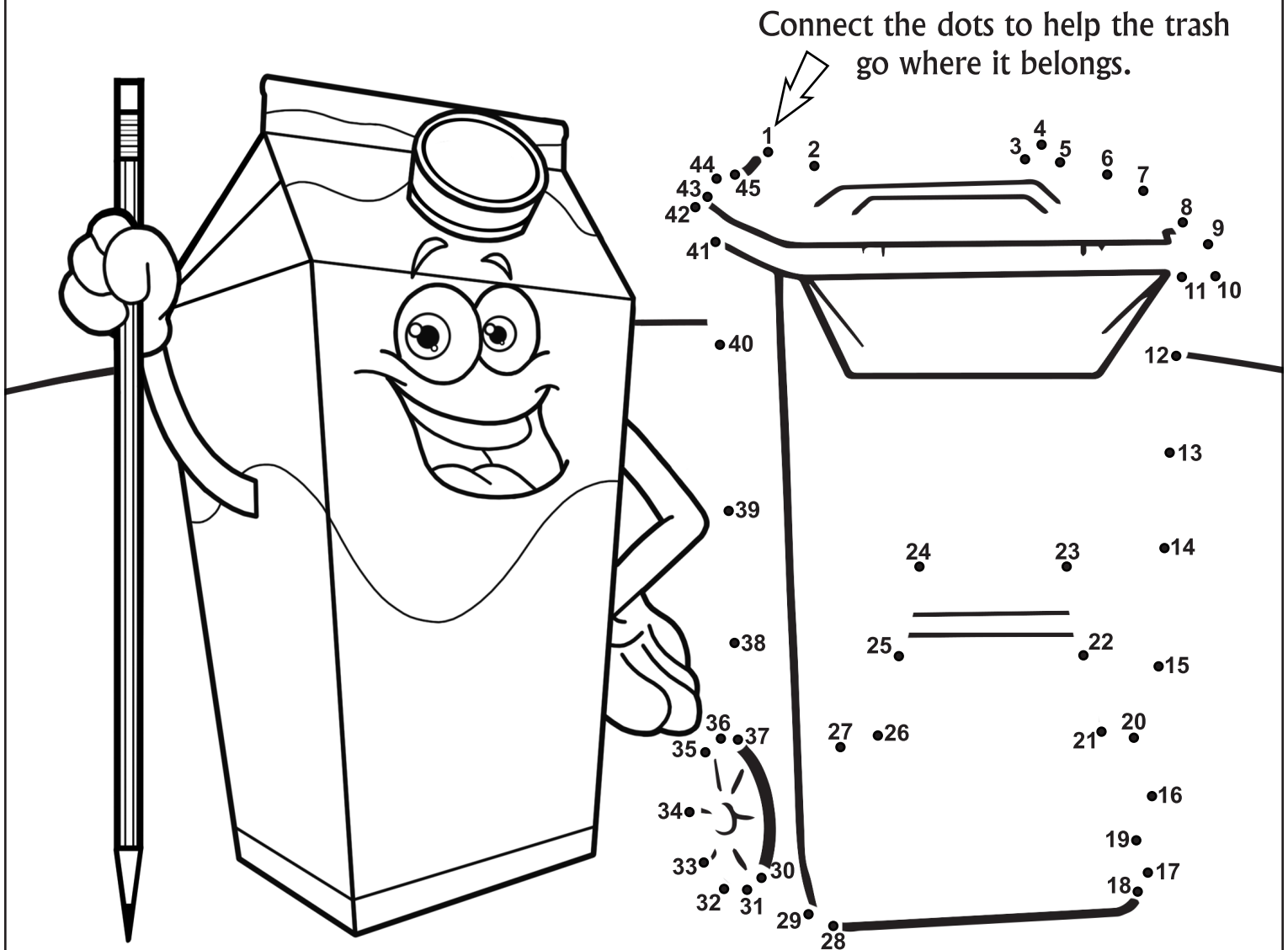
A. _____




“So, how can we prevent litter?”

A. _____


**“If you see litter on the ground,
pick it up and put
it where it belongs.”**





“Never throw trash out of a car window. Litter on the roads can end up in our water.”

“And finally, put a lid on your trash bin, so the trash won’t blow away.”



“What’s another way we can keep litter out of our water and neighborhoods?”



A. _____



“Please help Reverse Litter. Make the Ten on Tuesday Pledge by picking up 10 pieces of trash at least once a week.”



***Teachers can visit
www.reverselitter.com
to pledge their class.**



**“Don’t forget,
all this trash can
be recycled.”**

Can you draw a piece of trash that can be recycled?





City of Dallas



◀◀ reverselitter.com™



@Reverselitter



@Reverselitter



@Reverselitter



@Reverselitter



SOYBEAN INK
RECYCLED PAPER